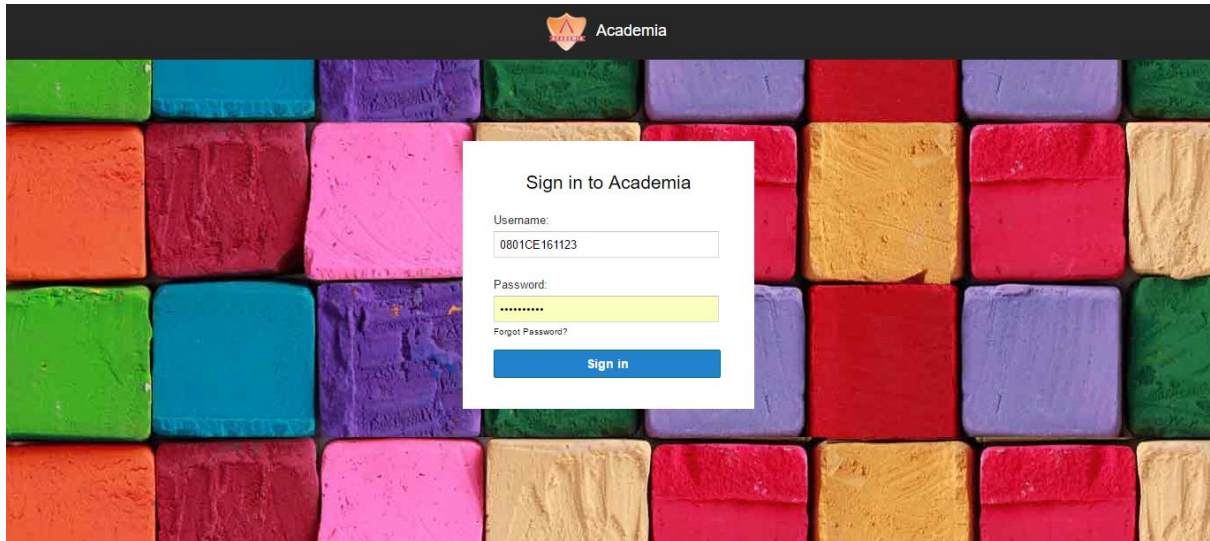


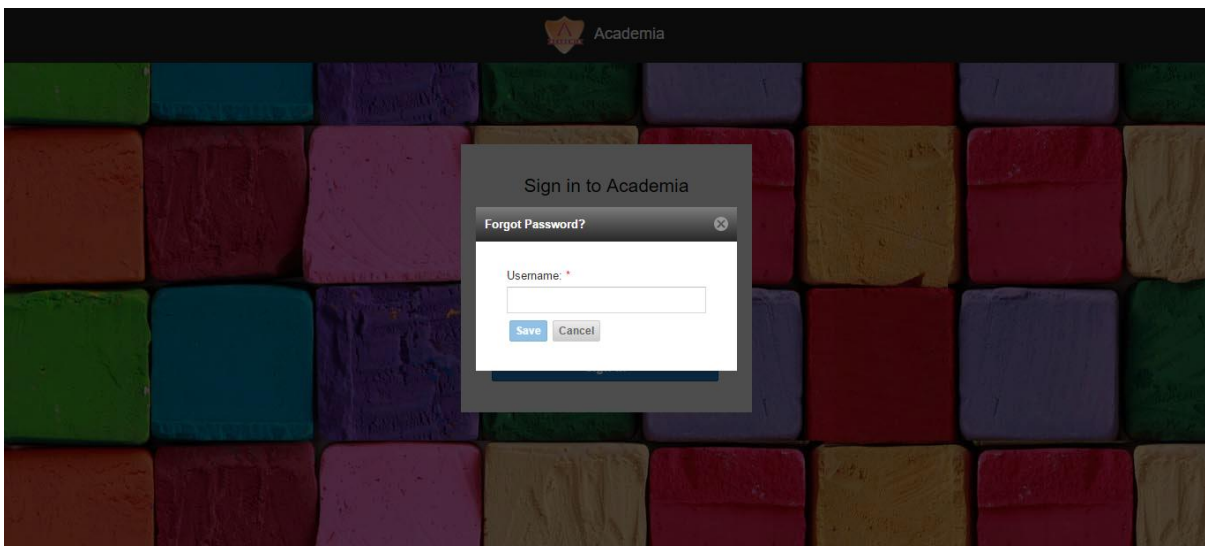


BE 2nd Semester Registration Process


- Go to <http://mis.sgsits.ac.in>
- Below screen will open



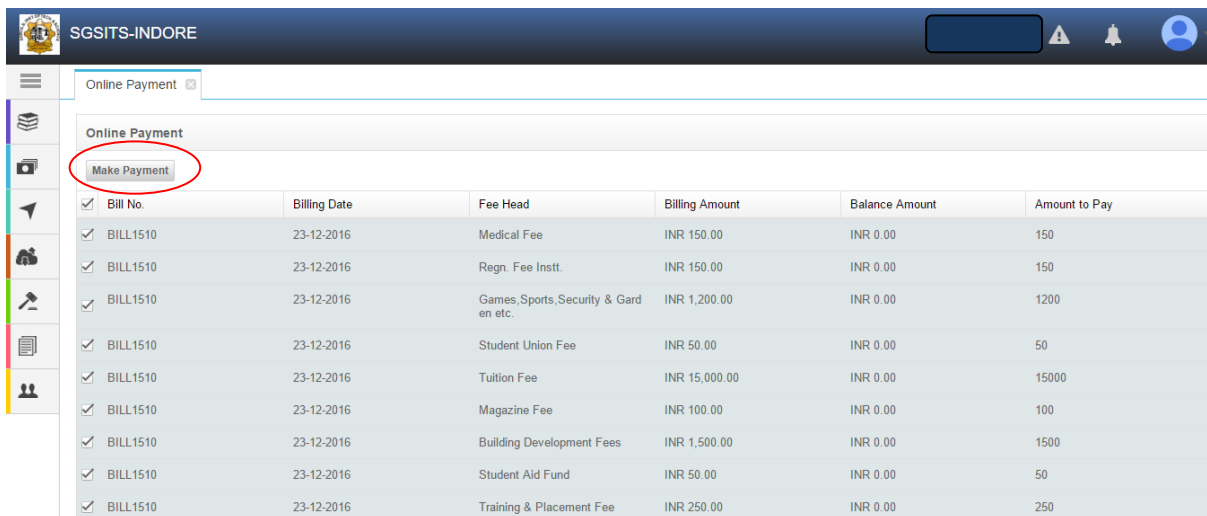
- Enter Username (Student enrolment No) and Password.
- If you have not received your password yet. Please click on 'Forgot Password'.
- Forgot Password link will ask you the username (Student enrolment no.). Below is the screenshot for the same.



- Once you have entered the username. Your new password will be sent on your registered email id and Mobile No.
- In case you have not received you password via email id and mobile no. Please contact your college administration
- Now, Login into the system, below screen will display.



- Click on 'My Fees' tab; go to 'Online Payment'. Below screen will open



- Select all the bills and click on 'Make Payment' link.
- Click on make payment link will display a pop up 'Are you sure you want to Pay and the fee amount? (Yes/No)'
- If the fee pop up will not display, make sure that you will allow the pop up to display for this website.
- Clicking on 'Yes' will redirect student to payment gateway. Below is the screenshot for the same.



SGSITS

CHECKOUT PROCESS

Personal Information

Name:

Email ID:

Mobile No:

Amount : 24850

Pay Now

Copyright © 2016 Serosoft Solutions Pvt Ltd. All Rights Reserved.

- Clicking on 'Pay Now' that will open another pop up below is the screenshot for the same.

PayUbiz - Google Chrome

Payu Payments Pvt. Ltd. [IN] | https://secure.payu.in/_payment_options?mihpayid=b6cbe8cdf7a281d3b5f3b791fb4af3c8e54895c7a14d64648432b226f3105a

PayU**biz**

Total Amount: Rs. 25212.43

Transaction ID: 6bc49f600104e55db074

Transaction Amount: Rs. 24850.00
Convenience Fee*: Rs. 315.16
Service Tax*: Rs. 47.27

*Non refundable. Indicative amounts only.
Please check exact amount on bank page.

Choose a payment method

payu is now PayU**biz**

Credit Card

Debit Card

Net Banking

Card Type VISA MasterCard

Card Number

Name on Card

CVV Number What is CVV number?

Expiry Date Month Year

Note: In the next step you will be redirected to your bank's website to verify yourself.

Pay Now

Help & Feedback

- Select the payment method- Credit card, debit card, net banking
- Once the payment has been done, Student can check his/her receipt from 'My Fees' tab- Receipts.



- Student can also view his/her courses for the current semester from 'My Academics'- Courses.

Note: If you are facing any issue in the payment process. Please contact **0731-2582650 (External)**, **650 (Intercom)** or email us on helpdesk@serosoft.in